

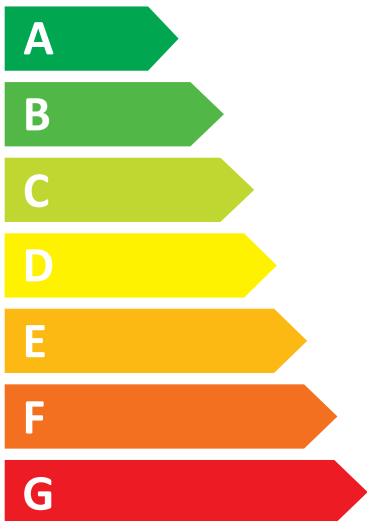



# ENERG



WHIRLPOOL

WM FCH 814 A



**47** kWh /  100



**8** kg



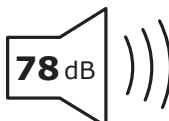
**3:35**



**48** L



ABC**D**EF



78 dB  
ABC**D**